Norristown Area High School
Home Access Center Instructions

1. Go to www.nasd.k12.pa.us.
2. Scroll down on the home page until you see the words **"POPULAR LINKS".**
3. Underneath **"POPULAR LINKS"** you will see these pictures:

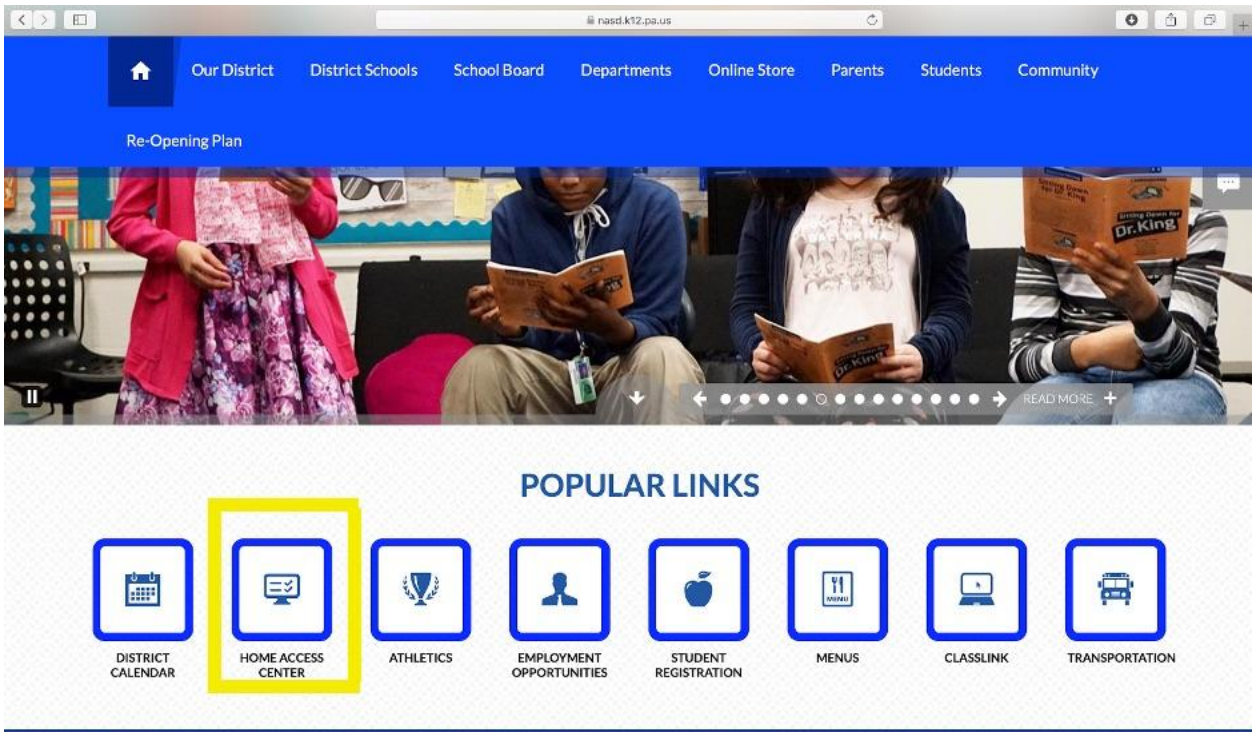

4. Click on the second picture of a computer monitor screen (circled in yellow above).
5. Once you click on that picture, you will be taken to the login screen which looks like this:

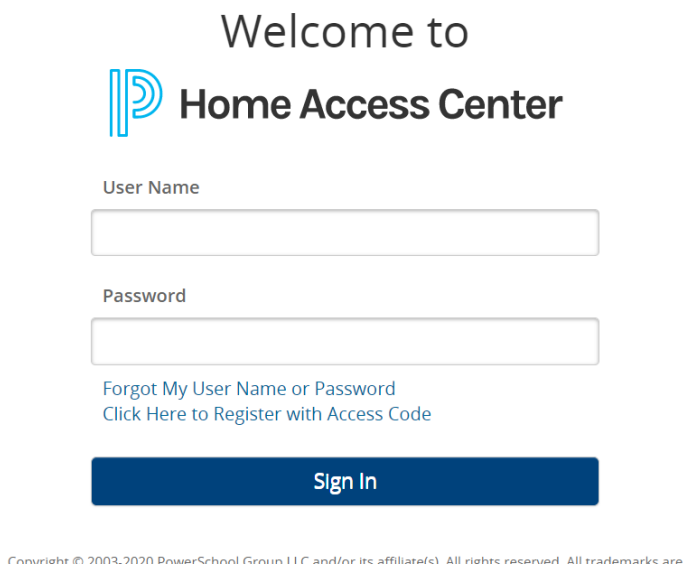

6. Your login username is the email address that you gave to the school when you registered the student.

7. Your password was provided to you by mail when you registered the student and provided your email address.

    - If you do not know your username and password, please email Mrs. Henning at **thenning@nasd.k12.pa.us**.

8. If you have your login information, please enter your information exactly, using the capital letters where indicated.

9. If this is your first time logging in, you will be prompted to answer security questions.

10. Once you are logged into the home screen, you will be able to see your student's current classes, current grade average and assignments for the current week.

    - Please note that Home Access grades are more accurate than any grades students see in Schoology, unless the students have been explicitly told by a teacher that Schoology grades should be looked at.
    - You can contact your student's teachers by clicking on their name which will be located under each subject.

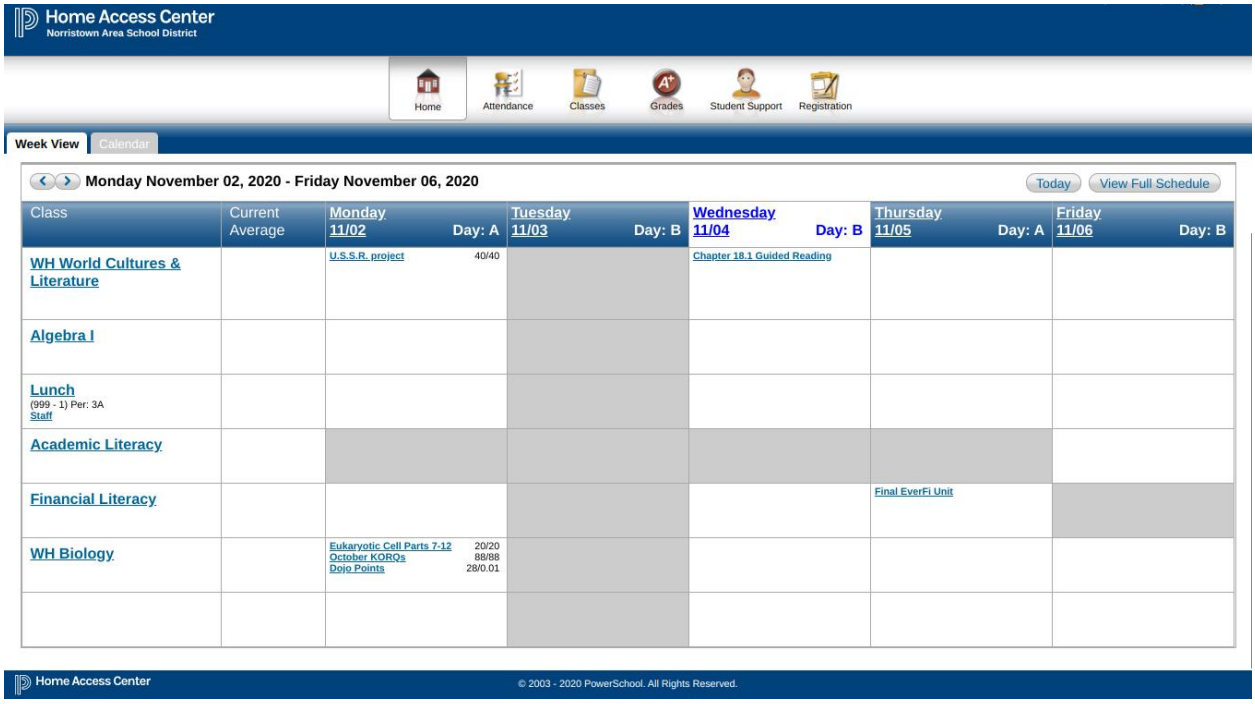

11. If you click on "**Attendance**" at the top of the home screen, you will be able to see if your student is attending their classes.

- If you hover the mouse over each date on the attendance screen, you will be able to see which periods your student missed, if any.
- Black means the student missed at least 1 period that day or more.
- Yellow means the student was late to at least 1 period that day or more.

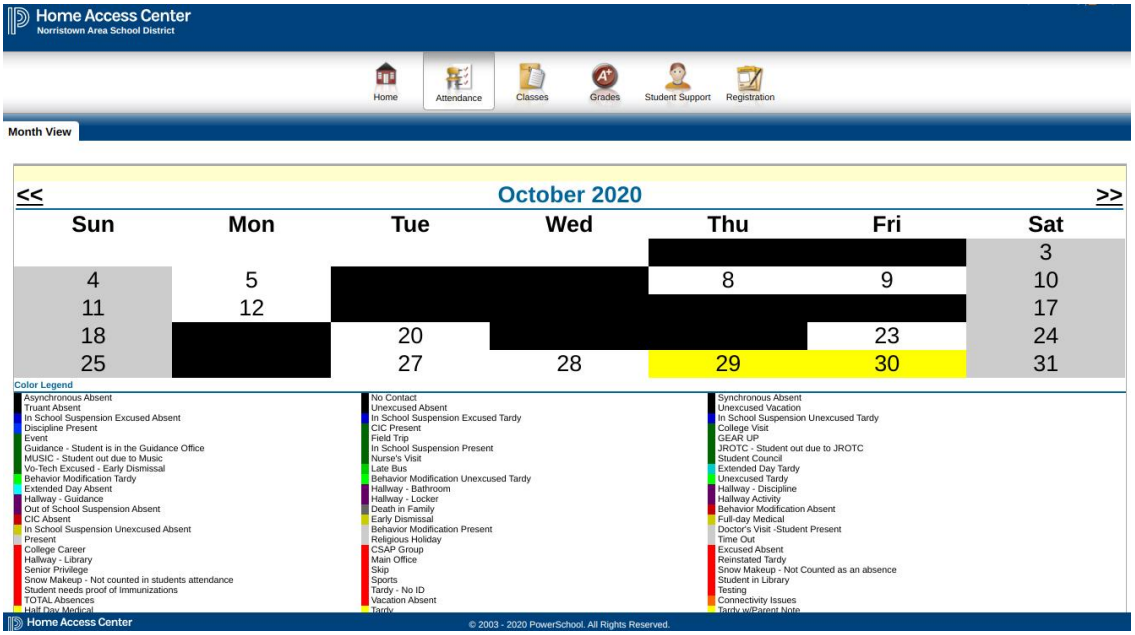

12. If you click on "**Classes**" you will see a running list of the students' assignments and their course average can be seen on the right hand side of the screen.

- The total points column represents the total number of points that can be earned for the assignment.
- The score represents the total number of points your student received.
  - If the score says zero, then your student did not turn in the assignment.

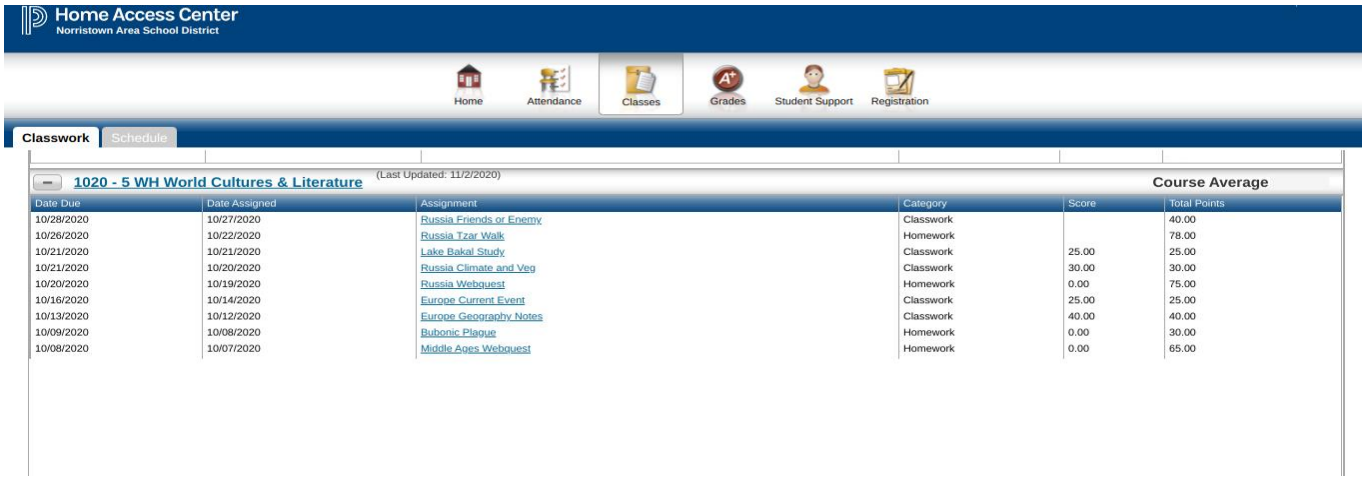

13. If you click on "**Grades**" at the top of the home screen, you will see your student's IPR/Midmarks and their report card grades.

- Please note that there are 4 marking periods throughout the school year and in each marking period, there will be an IPR (mid-marks).

If you have any issues when trying to access or utilize Home Access, please contact your student's individual School Counselor.

	Grade 9	**Grade 10**	**Grade 11**	**Grade 12**
Ms. Snaith ksnaith@nasd.k12.pa.us	Teams 2, 3, & 4			
Ms. Wolfenson jwolfenson@nasd.k12.pa.us	Teams 1 and 5			
Mrs. Harbaugh dharbaugh@nasd.k12.pa.us		A- Dixon	A-Dixon	A-Dixon
Ms. McGowan mmcgowan@nasd.k12.pa.us		Doane-J	Doane-J	Doane-J
Mr. MacNamara jmacnamara@nasd.k12.pa.us		K-Q	K-Q	K-Q
TBD		R-Williams	R-Williams	R-Williams
Ms. Shaw eshaw@nasd.k12.pa.us	EL Students	Willis - Z EL Students	Willis - Z EL Students	Willis - Z EL Students
Ms. Mitchell nmitchell@nasd.k12.pa.us	College and Career	College and Career	College and Career	College and Career

Thank you!